




230(29)PR1650×1030

YL230(156)

## YL230Wp, Yingli Solar

Yingli's 230 watt photovoltaic module is designed for large electrical power requirements. With a 25 year warranty, the YL230 has superb durability to withstand rigorous operating conditions. Ideal for grid-connected and remote power systems, the YL230 offers high usable power per square foot of solar array.

- ◆ Solar Cell: High efficiency crystalline solar cell. Even if under the weak light, the solar module can produce maximum power output.
- ◆ Tempered glass: Anti-reflecting coating and high transmission rate glass increase the power output and mechanical strength of solar module.
- ◆ EVA and TPT: Using high quality EVA and TPT to prevent destroying and water.
- ◆ Al frame: Anodized aluminium without screw, corner connection. 6 holes on the frame can be installed easily.
- ◆ Junction box: Multi function junction box with water proof.
- ◆ Long lifetime:  $\geq 25$  years; Less power decrease.
- ◆ Good performance of preventing from atrocious weather such as wind and hails.
- ◆ Resisting moisture and etching effectively, not effect by geology.
- ◆ The certificate issued by international authority: ISO Quality Management system, TUV, IEC.



- World-class Product and Service
- Complete Production Chain
- PV Manufacturer from China



天威英利  
TIANWEI YINGLI



# YL230Wp, Yingli Solar

- World-class Product and Service
- Complete Production Chain
- PV Manufacturer from China

## ELECTRICAL PARAMETER

Module type	230(29)PR1650×1030
Cell	Poly-crystal silicon
No. of Cells and Connections	60 in series
Maximum Power (Pm)	230W±3%
Maximum Power Voltage (Vpm)	30.0V
Maximum Power Current (Ipm)	7.66A
Open Circuit Voltage (Voc)	37.0V
Short Circuit Current (Isc)	8.38A
Module Efficiency	13.5%
Cell Efficiency	16.2%

(\* (STC) Standard Test Conditions: 25°C, 1 KW/m<sup>2</sup>, AM 1.5)

## MECHANICAL CHARACTERISTIC

Dimensions (H×W×D)	1650×1030×50mm
Weight	18.7Kg(41.2Pound)
Area	1.7m <sup>2</sup>

(Cable Length 900mm provide by clients' requirement)

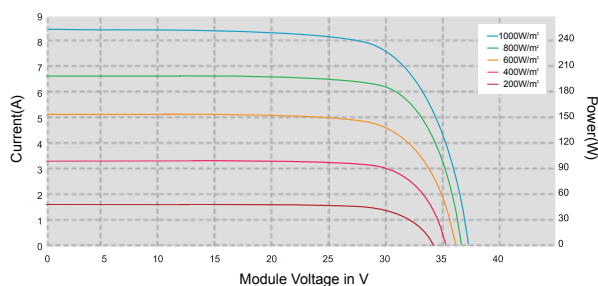
## TEMPERATURE COEFFICIENTS

Power	T <sub>k</sub> (Wp)	-0.45%/°C
Open Circuit Voltage	T <sub>k</sub> (Voc)	-0.37%/°C
Short Circuit Current	T <sub>k</sub> (Isc)	+0.06%/°C

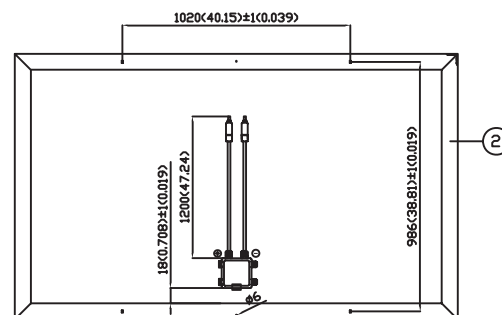
## ABSOLUTE MAXIMUM LIMITS

Max System Voltage	V	1000
Limiting Reverse Current	A	15
Module Operating Temperature	°C	-45—+85
Wind Velocity	Km/h	130
Noct	°C	46±2

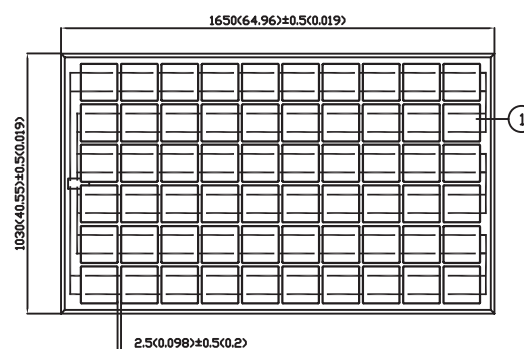
## IV CURVES



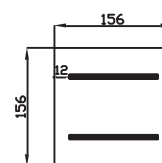
## INSTALLATION DIMENSIONS



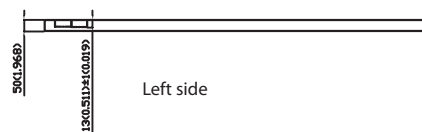
back side



front side



Cell back side



Left side

Certificate	IEC,TUV			
2	Frame	1650×1030	1Set	
1	Cell	156×156	60PCS	
Item	Name	Specification	Quantity	Remark
Brand	Yingli Solar		230(23)PR1650×1030	



20070824.03.Rev01.E